

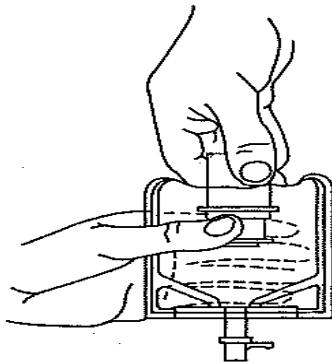


**Be sure to prepare each dose immediately before you administer it**

1. **Wash hands**

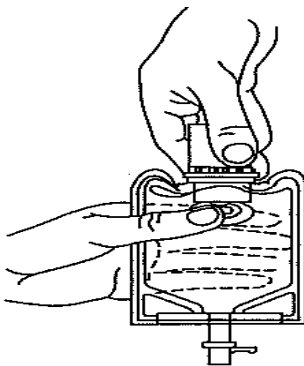
2. Prepare the medication:

- Inspect the **medication label** for correct name, medication and expiration date
- Gently squeeze the bottom of the medication bag to inflate it around the cap on the drug vial (**Picture A**):



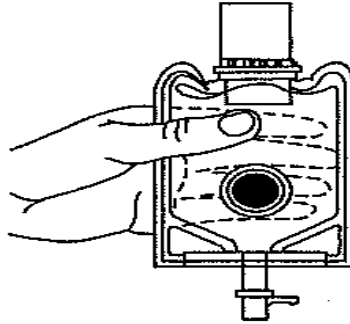
**A**

- While squeezing, use the other hand to grasp the cap of the vial and remove it from the vial (**Picture B**):



**B**

The cap will fall into the IV fluid (**Picture C**):



**C**

- Look carefully to make sure that the stopper is out of the vial  
If the stopper does not come out, gently move the neck of the vial until the stopper falls out
- Gently rotate the bag so that the medication dissolves completely

**Continue to prepare your infusion using the instructions for your pump  
or Flow Regulator Tubing**